

LUMIO 90F / LUMIO 90 C

LÆS DETTE, INDEN DU GÅR IGANG MED BRANDINGEN

Tekst:

Alt tekst SKAL outlines.

Fil typer:

Printbar PDF fil i en opløsning på minimum 72 dpi i størrelsen 1:1.

Skærestreger:

Skærestregen skal altid ligge bagerst.

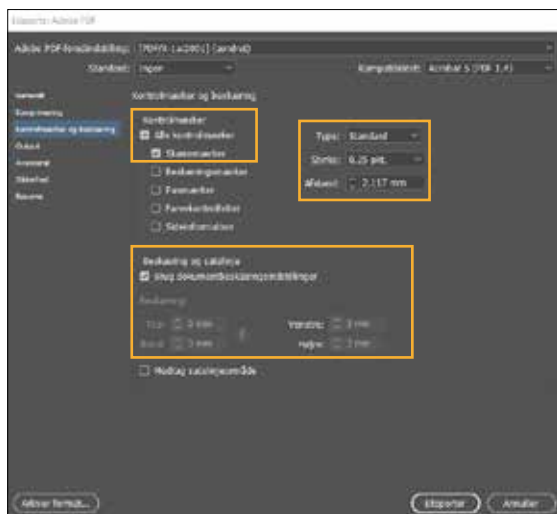
Beskæring:

Der skal ligges 3 mm på til beskæring (Bleed) på alle sider.

Mockup:

Vi vil gerne have tilsendt en mockup af branding.

Overholdes dette ikke, vil vi afvise branding og bede om at få tilsendt en ny, som overholder ovenstående.



READ THIS BEFORE STARTING THE BRANDING

Text:

All text SHALL outlines.

File types:

Printable PDF file in a resolution of at least 72 dpi in size 1:1.

Cutting Lines:

The cutting lines must always be at the back.

Cropping:

3 mm must be applied to cropping (Bleed) on all sides.

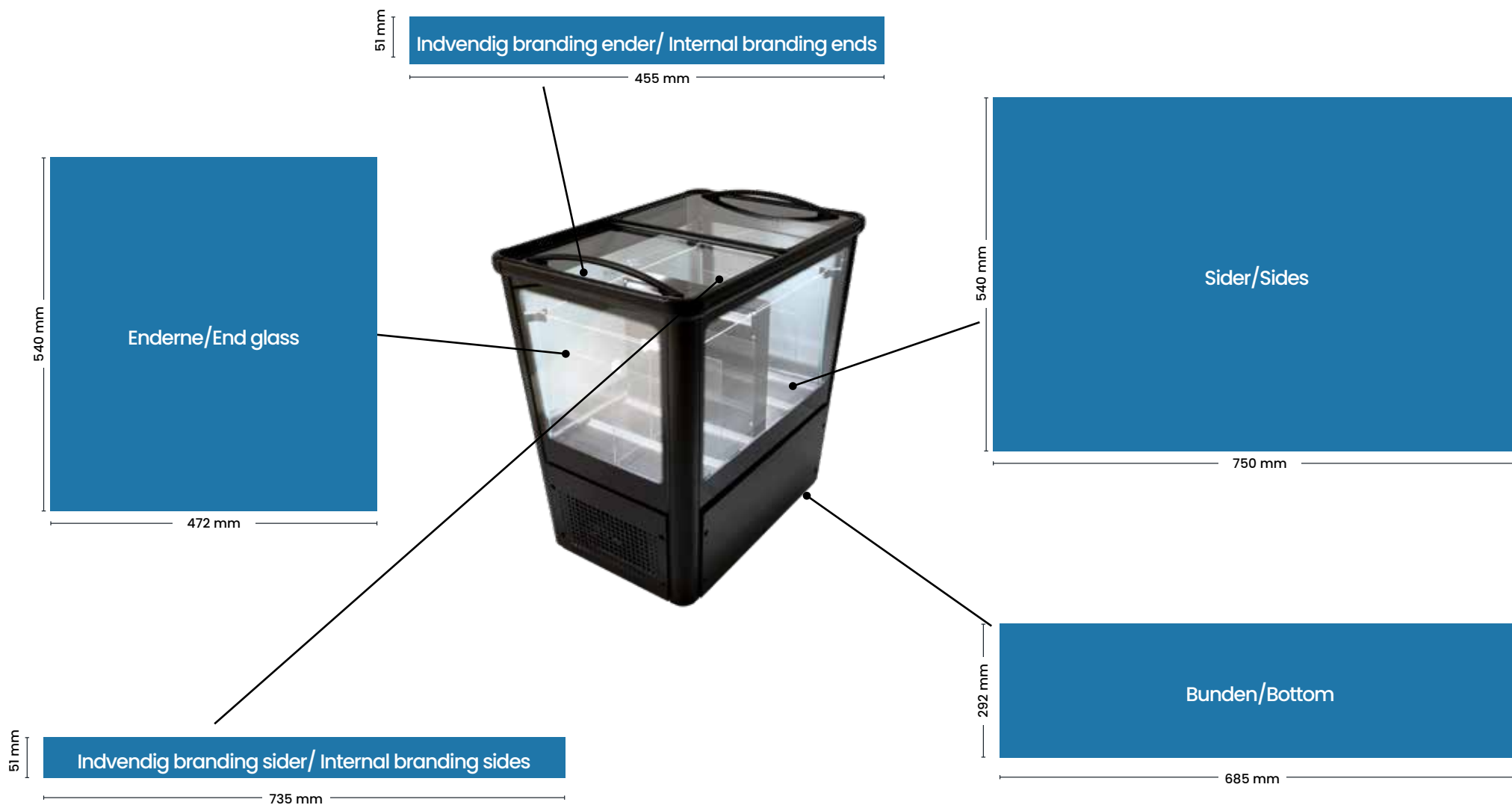
Mockup:


We would like to have sent a mockup of branding.

If this will not be followed, we will refuse the branding and ask for a new branding file according to the above.

BRANDINGSKABELON / BRANDING

LUMIO 90F / LUMIO 90 C



 = Dokumentets størrelse / Document size

----- = Synligt område / Visible area

